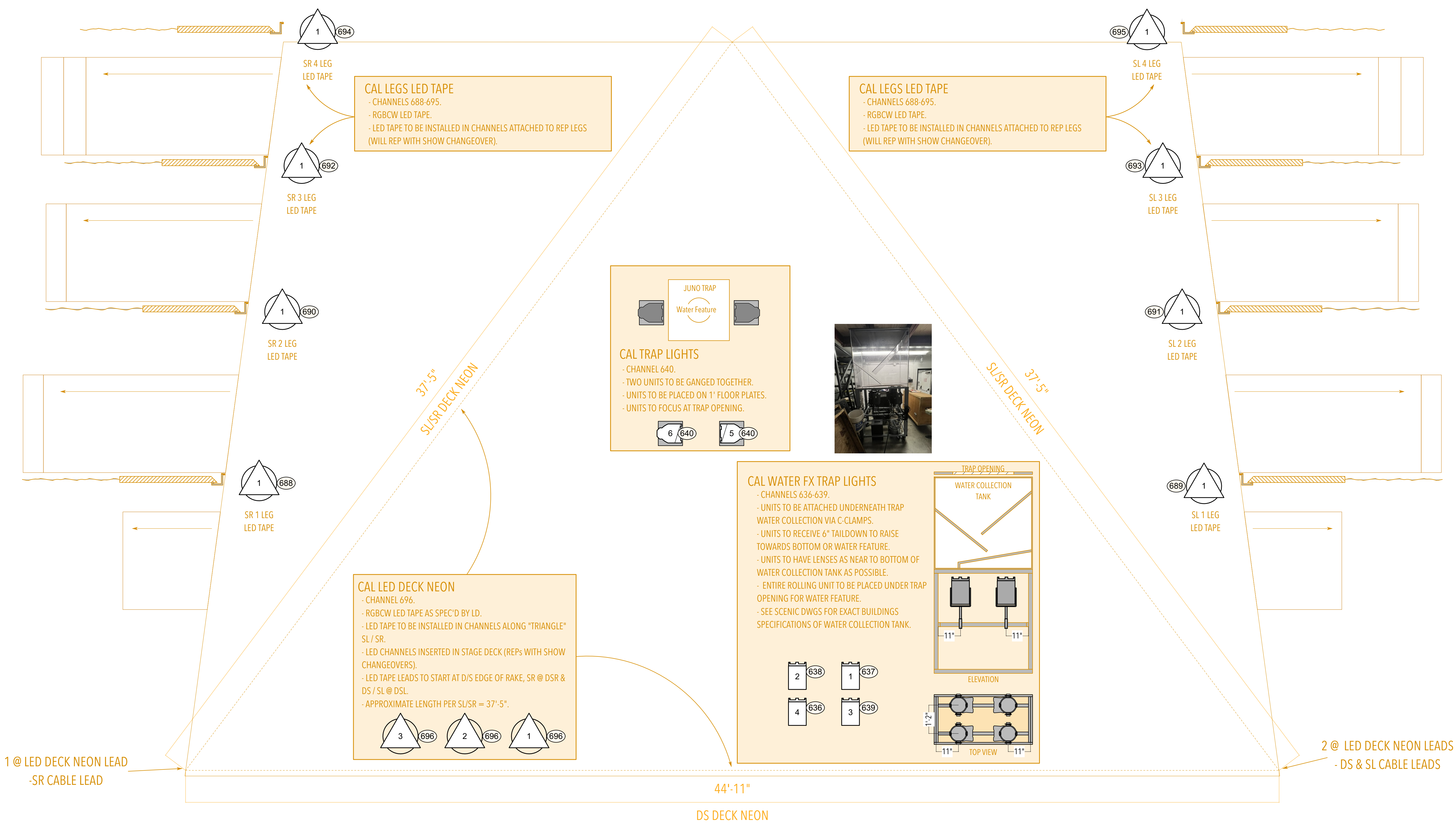


CAL SET ELECTRICS



CAL LEGS LED TAPE
 - CHANNELS 688-695.
 - RGBCW LED TAPE.
 - LED TAPE TO BE INSTALLED IN CHANNELS ATTACHED TO REP LEGS (WILL REP WITH SHOW CHANGEOVER).

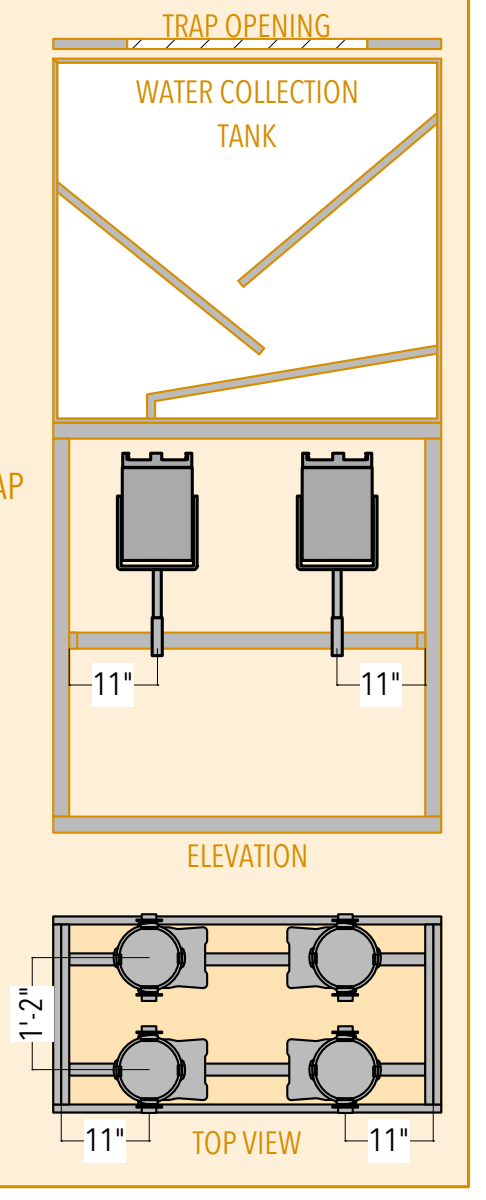
CAL LEGS LED TAPE
 - CHANNELS 688-695.
 - RGBCW LED TAPE.
 - LED TAPE TO BE INSTALLED IN CHANNELS ATTACHED TO REP LEGS (WILL REP WITH SHOW CHANGEOVER).

JUNO TRAP
 Water Feature

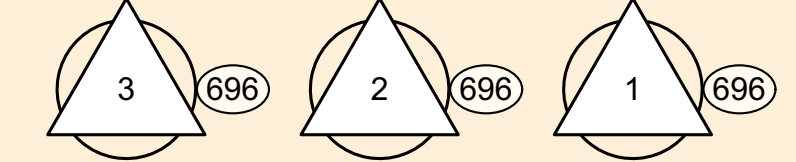
CAL TRAP LIGHTS
 - CHANNEL 640.
 - TWO UNITS TO BE GANGED TOGETHER.
 - UNITS TO BE PLACED ON 1" FLOOR PLATES.
 - UNITS TO FOCUS AT TRAP OPENING.



CAL WATER FX TRAP LIGHTS
 - CHANNELS 636-639.
 - UNITS TO BE ATTACHED UNDERNEATH TRAP WATER COLLECTION VIA C-CLAMPS.
 - UNITS TO RECEIVE 6" TAILDOWN TO RAISE TOWARDS BOTTOM OR WATER FEATURE.
 - UNITS TO HAVE LENSES AS NEAR TO BOTTOM OF WATER COLLECTION TANK AS POSSIBLE.
 - ENTIRE ROLLING UNIT TO BE PLACED UNDER TRAP OPENING FOR WATER FEATURE.
 - SEE SCENIC DWGS FOR EXACT BUILDINGS SPECIFICATIONS OF WATER COLLECTION TANK.



CAL LED DECK NEON
 - CHANNEL 696.
 - RGBCW LED TAPE AS SPEC'D BY LD.
 - LED TAPE TO BE INSTALLED IN CHANNELS ALONG "TRIANGLE" SL / SR.
 - LED CHANNELS INSERTED IN STAGE DECK (REPS WITH SHOW CHANGEOVERS).
 - LED TAPE LEADS TO START AT D/S EDGE OF RAKE, SR @ DSR & DS / SL @ DSL.
 - APPROXIMATE LENGTH PER SL/SR = 37'-5".



INSTRUMENTATION	
	VL 1100 TUNGSTEN 100w
	VL 3500 SPOT 1.2kw
	ELATION PICASSO 620w
	HIGH END SOLA HYBEAM 3000 1.2kw
	ETC S4 10' 750w
	ETC S4 14' 750w
	ETC S4 19' 750w
	ETC S4 28' 750w
	ETC S4 36' 750w
	ETC S4 50' 750w
	ETC S4 70' 750w
	ETC S4 JR ZOOM 575w
	ETC S4 10' LUSTR 117w
	PROLIGHTS ECLIPSE FS 14' 240w
	PROLIGHTS ECLIPSE FS 19' 240w
	PROLIGHTS ECLIPSE FS 25' 240w
	PROLIGHTS ECLIPSE FS 36' 240w
	PROLIGHTS ECLIPSE FS 70' 240w
	ETC S4 PAR MFL 575w
	ETC S4 PAR WFL 575w
	CHAUVET COLORADO PAR HT 9' 66w
	ETC FOS4 FRESNEL 220w
	IANIRO 5K FRESNEL 5k
	ALTMAN 2K FRESNEL 2kw
	CHAUVET COLORADO PXL BAR 16 830w
	CHAUVET COLORADO SOLO BATTEN 331w
	CHROMA-Q COLORFORCE 72 660w
	MR16 BIRDE MFL 100w
	MR16 BIRDE WFL 100w
	ALTMAN SKY CYC 1 CELL 15w
	FLYING PRACTICAL SEE HOOKUP
	PRACTICALS SEE HOOKUP
	4' FLUORO LED TUBE
	SCENERY BUMPER
	RGBCW LED TAPE 90w
	ALTMAN MINI 10 15w
	ASTERA AX3 15w

KEY

DRIP PAN (DS) TRAP TRAP OPENING

UNIT # CHANNEL

NOTES

- ALL FOH + OVERHEAD UNITS HAVE APPROPRIATE TOP WATS.
- SPOTLIGHTS HAVE LOCAL DIMMERS IN ADDITION TO BEING POWERED FROM A DIMMER RACK. DISCUSS W/ LIGHTING SUPERVISORS.
- ALL BOOM DIMENSIONS TO SIDELINE UNLESS OTHERWISE SPECIFIED.
- ALL OVERHEAD DIMENSIONS FOR MOVING LIGHTS TO CENTER OF UNIT ALL OVERHEAD DIMENSIONS FOR CONVENTIONAL UNITS TO CENTER OF C-CLAMP.
- PLEASE DISCUSS ANY RIGGING NEEDS WITH LIGHTING DIRECTOR.
- PLEASE DISCUSS ALL SET ELECTRICS WITH LIGHTING DIRECTOR, TD, AND PROPS.
- PLEASE LEVEL ALL MOVING LIGHTS DURING HANG.

THIS DRAWING REPRESENTS VISUAL CONCEPTS AND CONSTRUCTION SUGGESTIONS ONLY. IT DOES NOT REPLACE THE KNOWLEDGE AND ADVICE OF A LICENSED STRUCTURAL ENGINEER. THE DESIGNER IS NOT RESPONSIBLE FOR THE STRUCTURAL APPROPRIATENESS OF THIS DESIGN AND WILL NOT ASSUME RESPONSIBILITY FOR IMPROPER ENGINEERING OR USE.

Glimmerglass FESTIVAL

THE PIRATES OF PENZANCE
 LIGHTING DESIGN: ROBERT WIERZEL
 ASSISTANT LD: ANDRÉ SEGAR

LA CALISTO
 LIGHTING DESIGN: AMITH CHANDRASHAKER
 ASSISTANT LD: CHRISTOPHER WONG

PAGLIACCI
 LIGHTING DESIGN: ROBERT WIERZEL
 ASSISTANT LD: ANDRÉ SEGAR

ELIZABETH CREE
 LIGHTING DESIGN: KATE ASHTON
 ASSISTANT LD: COREY GOULDEN/MATTOVE

LIGHTING DIRECTOR: STACEY BOGGS
 LIGHTING SUPERVISOR: GRAHAM ZELLERS
 LIGHTING SUPERVISOR: ELIJAH KLEINBERG
 LIGHTING SUP APPRENTICE: JASMINE MOORE

PRODUCTION ELECTRICIAN: MEGAN MAHONEY
 ASST PROD ELEC: CAT FOLEY
 ASST PROD ELEC: OLIVIA DEBREE

CAL SET LX

SCALE: 1/4" = 1'-0" REVISION: AUSTIN

DATE: 8/16/2024

TABLE OF CONTENTS

5 OF 3